

HSI-C



EN		Publications for this product are available by scanning the barcode or visiting www.renishaw.com/hsi-c .	
DE		Für dieses Produkt stehen weitere Informationen zur Verfügung. Scannen Sie dazu den Barcode oder besuchen Sie www.renishaw.de/hsi-c .	
ES		Para acceder a las publicaciones sobre este producto escanee el código de barras o visite www.renishaw.es/hsi-c .	
FR		Les documentations pour ce produit sont disponibles en scannant le code barres ou en visitant www.renishaw.fr/hsi-c .	
IT		Le pubblicazioni relative a questo prodotto sono disponibili scansionando il codice a lato oppure visitando il sito: www.renishaw.it/hsi-c .	
日本語		本製品に関する資料については、バーコードをスキャンするか www.renishaw.jp/hsi-c をご覧ください。	

PL		Dostęp do dokumentacji tego produktu można uzyskać, skanując kod kreskowy lub odwiedzając witrynę www.renishaw.pl/hsi-c .	
CS		Publikace pro tento produkt jsou k dispozici po naskenování QR kódu nebo na stránce www.renishaw.cz/hsi-c .	
RU		Если вас интересует информация об этом продукте, отсканируйте штрих-код или посетите сайт www.renishaw.ru/hsi-c .	
中文 (繁體)		可透過下列方式獲得此產品的出版物 透過掃描條碼，或造訪 www.renishaw.com.tw/hsi-c 。	
中文 (简体)		可通过以下方式获得此产品的相关文档： 扫描二维码，或访问 www.renishaw.com.cn/hsi-c 。	
한국어		본 제품에 대한 간행물은 바코드를 스캔하거나 다음을 방문하여 확인하실 수 있습니다 www.renishaw.co.kr/hsi-c .	

This page is intentionally left blank.

Safety

Information to the user

In all applications involving the use of machine tools, eye protection is recommended.

Information to the machine supplier/installer

It is the machine supplier's responsibility to ensure that the user is made aware of any hazards involved during operation, including those mentioned in Renishaw product literature, and to ensure that adequate guards and safety interlocks are provided.

If the probe fails, the probe signal may falsely indicate a probe seated condition. Do not rely on probe signals to halt the movement of the machine.

Information to the equipment installer

All Renishaw equipment is designed to comply with the relevant EU and FCC regulatory requirements. It is the responsibility of the equipment installer to ensure that the following guidelines are adhered to, in order for the product to function in accordance with these regulations:

- any interface **MUST** be installed in a position away from any potential sources of electrical noise (for example, power transformers, servo drives);
- all 0 V/ground connections should be connected to the machine "star point" (the "star point" is a single point return for all equipment ground and screen cables). This is very important and failure to adhere to this can cause a potential difference between grounds;
- all screens must be connected as outlined in the user instructions;

- cables must not be routed alongside high current sources (for example, motor power supply cables), or be near high-speed data lines;
- cable lengths should always be kept to a minimum.

Equipment operation

If this equipment is used in a manner not specified by the manufacturer, the protection provided by the equipment may be impaired.


HSI-C visual diagnostics

PROBE CONFIG. LED	
●	Probe config. 1
●	Probe config. 2
●	Probe config. 3
Off	Probe config. switch not correctly seated


PROBE STATUS LED	
●	Probe triggered
●	Probe seated

ERROR LED	
● ● ●	Error
Off	No error
● ● ●	MP250 wiring fault

PROBE TYPE LED	
●	Connected to RENGAGE™ probe
●	Connected to standard probe
● ● ●	Probe inhibit function active



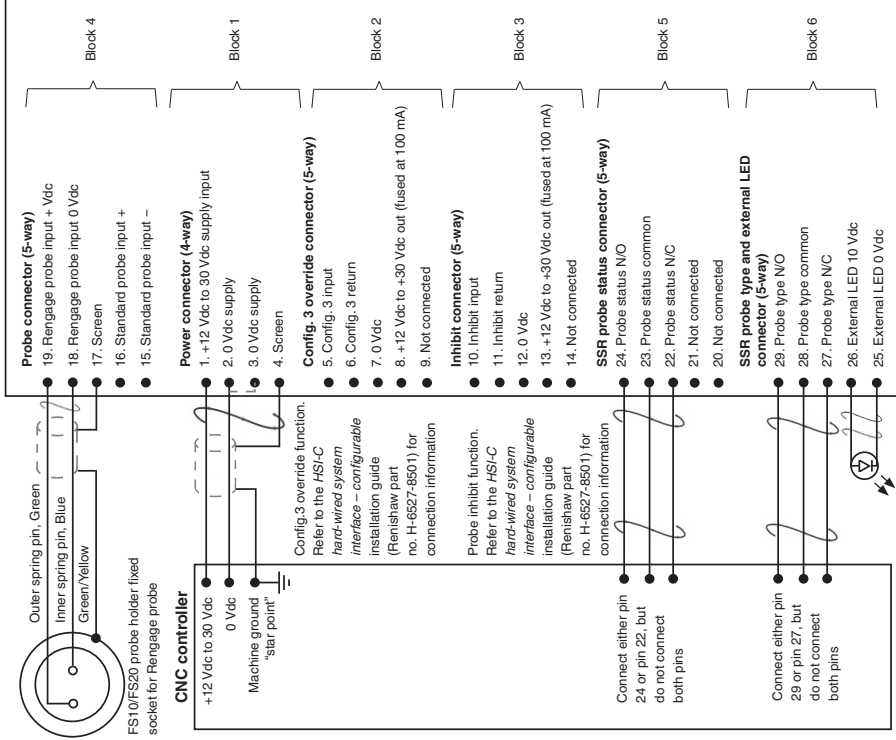
HSI-C connector block configurations



Connecting the HSI-C to a RENEGAGE™ probe and the CNC controller

6

HSI-C interface

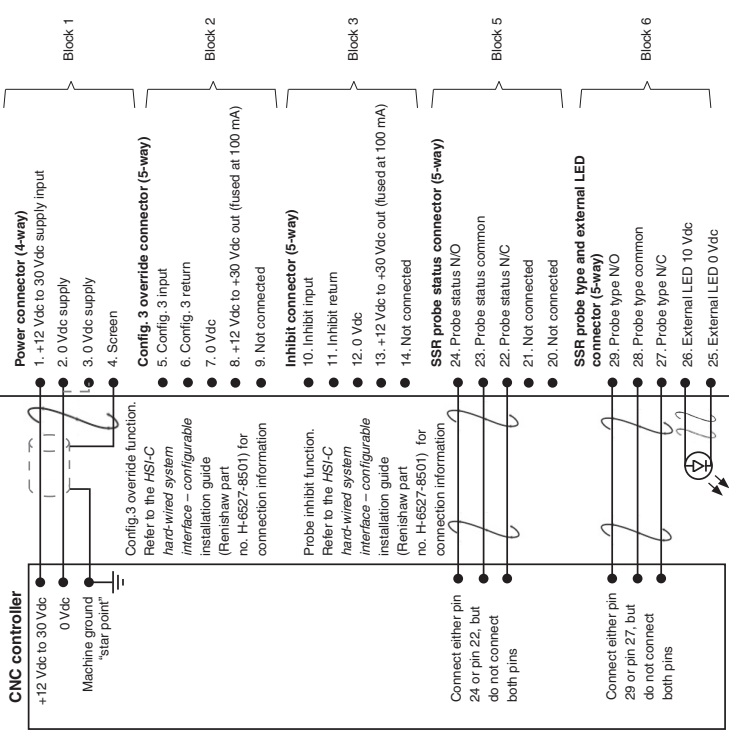



Connecting the HSI-C to a standard probe and the CNC controller

HSI-C interface

(FS1/FS2)* or FS10/FS20 probe holder fixed socket for Rengage probe

* No screen connection



This page is intentionally left blank.

© 2018–2021 Renishaw plc. All rights reserved.

This document may not be copied or reproduced in whole or in part, or transferred to any other media or language by any means, without the prior written permission of Renishaw.

Renishaw plc. Registered in England and Wales. Company no: 1106260. Registered office: New Mills, Wotton-under-Edge, Gloucestershire, GL12 8JR, UK.

Disclaimer

WHILE CONSIDERABLE EFFORT WAS MADE TO VERIFY THE ACCURACY OF THIS DOCUMENT AT PUBLICATION, ALL WARRANTIES, CONDITIONS, REPRESENTATIONS AND LIABILITY, HOWSOEVER ARISING, ARE EXCLUDED TO THE EXTENT PERMITTED BY LAW.

RENISHAW RESERVES THE RIGHT TO MAKE CHANGES TO THIS DOCUMENT AND TO THE EQUIPMENT, AND/OR SOFTWARE AND THE SPECIFICATION DESCRIBED HEREIN WITHOUT OBLIGATION TO PROVIDE NOTICE OF SUCH CHANGES.

Trade marks

RENISHAW® and the probe symbol are registered trade marks of Renishaw plc. Renishaw product names, designations and the mark 'apply innovation' are trade marks of Renishaw plc or its subsidiaries. Other brand, product or company names are trade marks of their respective owners.

Warranty

Unless you and Renishaw have agreed and signed a separate written agreement, the equipment and/or software are sold subject to the Renishaw Standard Terms and Conditions supplied with such equipment and/or software, or available on request from your local Renishaw office.

Renishaw warrants its equipment and software for a limited period (as set out in the Standard Terms and Conditions), provided that they are installed and used exactly as defined in associated Renishaw documentation. You should consult these Standard Terms and Conditions to find out the full details of your warranty.

Equipment and/or software purchased by you from a third-party supplier is subject to separate terms and conditions supplied with such equipment and/or software. You should contact your third-party supplier for details.

China RoHS

For more information, on China RoHS visit:
www.renishaw.com/mtpchinarohs.

EU declaration of conformity



Renishaw plc declares under its sole responsibility that the HSI-C is in conformity with all relevant Union legislation.

The full text of the EU declaration of conformity is available at: www.renishaw.com/mtpdoc

WEEE directive



The use of this symbol on Renishaw products and/or accompanying documentation indicates that the product should not be mixed with general household waste upon disposal. It is the responsibility of the end user to dispose of this product at a designated collection point for waste electrical and electronic equipment (WEEE) to enable reuse or recycling. Correct disposal of this product will help to save valuable resources and prevent potential negative effects on the environment. For more information, please contact your local waste disposal service or Renishaw distributor.

REACH regulation

Information required by Article 33(1) of Regulation (EC) No. 1907/2006 ("REACH") relating to products containing substances of very high concern (SVHCs) is available at: www.renishaw.com/REACH

FCC Information to user (USA only)

47 CFR Section 15.19

This device complies with part 15 of the FCC Rules. Operation is subject to the following two conditions:

1. This device may not cause harmful interference, and
2. This device must accept any interference received, including interference that may cause undesired operation.

47 CFR Section 15.21

The user is cautioned that any changes or modifications not expressly approved by Renishaw plc or authorised representative could void the user's authority to operate the equipment.

47 CFR Section 15.105

This equipment has been tested and found to comply with the limits for a Class A digital device, pursuant to part 15 of the FCC Rules. These limits are designed to provide reasonable protection against harmful interference when the equipment is operated in a commercial environment. This equipment generates, uses, and can radiate radio frequency energy and, if not installed and used in accordance with the instruction manual, may cause harmful interference to radio communications. Operation of this equipment in a residential area is likely to cause harmful interference in which case the user will be required to correct the interference at his own expense.

Patents

None applicable.

雷尼绍（上海）贸易有限公司

中国上海市静安区江场三路288号
18幢楼1楼
200436

T +86 21 6180 6416

F +86 21 6180 6418

E shanghai@renishaw.com

www.renishaw.com.cn

安全须知

用户须知

在所有涉及使用机床的应用中，建议采取保护眼睛的措施。

机床供应商/安装商须知

机床制造商有责任确保用户了解操作中存在的任何危险，包括雷尼绍产品说明书中所述的危险，并确保提供充分的防护装置和安全联动装置。

如果测头测量失败，则有误发测头已复位状态信号的可能。切勿单凭测头信号来停止机床运动。

设备安装商须知

雷尼绍所有设备的设计均符合相关的EU和FCC监管要求。为使产品按照这些规定工作，设备安装商有责任保证遵守以下指导原则：

- 任何接口的安装位置**必须**远离任何潜在的电噪声源，如变压器、伺服系统驱动装置等；

- 所有0伏/接地连接都应当连接到机床接地终端上（“接地终端”是所有设备地线和屏蔽电缆的单点回路）。这一点非常重要，不遵守此规定会造成接地之间存在电位差；
- 所有屏蔽装置都必须按使用说明书中所述进行连接；
- 电缆线路不得与电机电源电缆等高电流源并行或靠近高速数据传输线；
- 电缆长度应始终保持最短。

设备操作

如果设备使用方式与制造商要求的方式不符，设备提供的保护功能可能会减弱。

Renishaw plc
New Mills, Wotton-under-Edge
Gloucestershire, GL12 8JR
United Kingdom

T +44 (0)1453 524524
F +44 (0)1453 524901
E uk@renishaw.com
www.renishaw.com

RENISHAW 
apply innovation™

For worldwide contact details, visit
www.renishaw.com/contact



H - 6527 - 8500 - 02