

RTS (QE) radio tool setter



Specification

Principal application	Tool measuring and broken tool detection on vertical and horizontal machining centres and gantry machining centres.	
Transmission type	Frequency-hopping spread spectrum (FHSS) radio Radio frequency 2400 MHz to 2483.5 MHz	
Radio approval regions	UK, EU, EFTA, Japan and USA (China exempt). For details about other regions, contact Renishaw.	
Compatible interfaces	RMI-Q or RMI-QE combined interface and receiver unit.	
Operating range	Up to 15 m (49.2 ft)	
Recommended styli	Disc stylus (tungsten carbide, 75 Rockwell C) or Square tip stylus (ceramic tip, 75 Rockwell C)	
Weight (with disc stylus)	including batteries	870 g (30.69 oz)
Switch-on / switch-off options	Radio on	Radio off
Battery life (2 × ½AA 3.6 V lithium-thionyl chloride)	Standby life	99 months maximum.
	Continuous life	4860 hours maximum.
Sense directions	±X, ±Y, +Z	
Unidirectional repeatability	1.00 µm (40 µin) 2σ ¹	
Stylus trigger force ^{2 3}	1.3 N to 2.4 N, 133 gf to 245 gf (4.7 ozf to 8.6 ozf) depending on the sense direction.	
Mounting	M12 (1/2 in) T bolt (not supplied). Optional SPIROL® pins to allow accurate remounting.	
Environment	IP rating	IPX8, BS EN 60529:1992+A2:2013 (IEC 60529:1989+A1:1999+A2:2013)
	Storage temperature	-25 °C to +70 °C (-13 °F to +158 °F)
	Operating temperature	+5 °C to +55 °C (+41 °F to +131 °F)

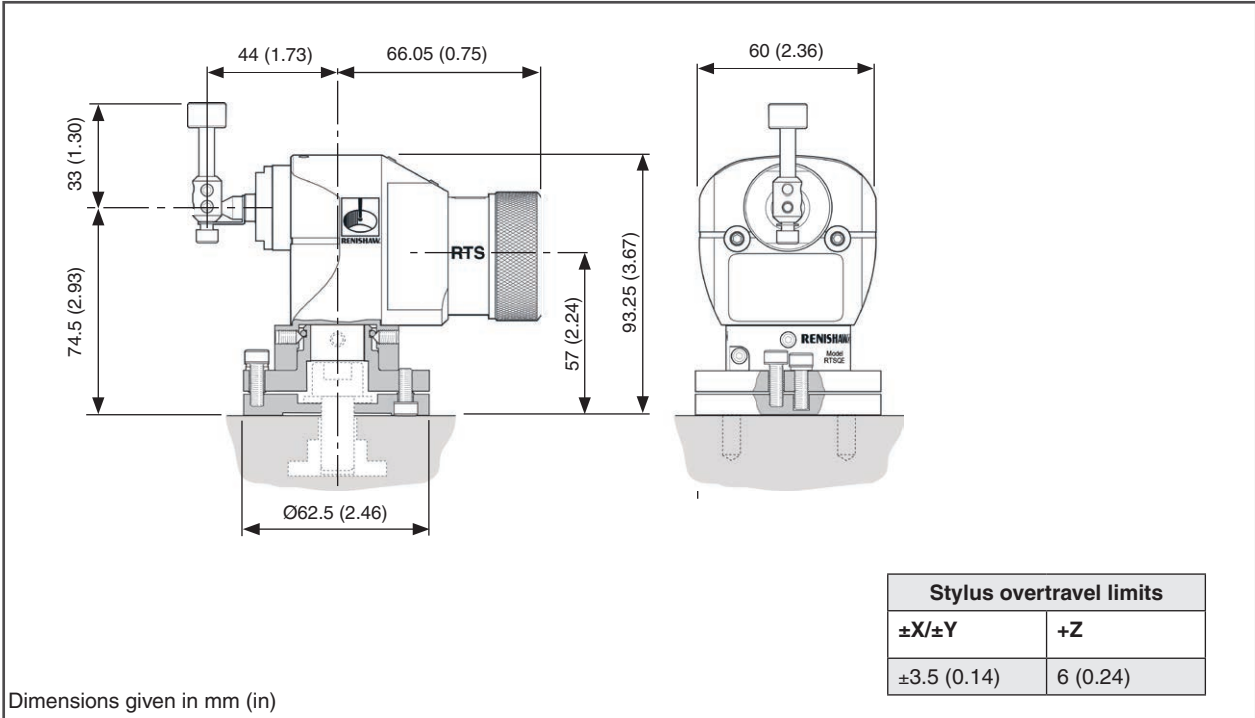
¹ Performance specification is tested at a standard test velocity of 480 mm/min (18.9 in/min) with a 35 mm stylus. Significantly higher velocity is possible depending on application requirements.

² Trigger force, which is critical in some applications, is the force exerted on the stylus by the tool when the probe triggers. The maximum force applied will occur after the trigger point (overtravel). The force value depends on related variables, including measuring speed, machine deceleration and system latency.

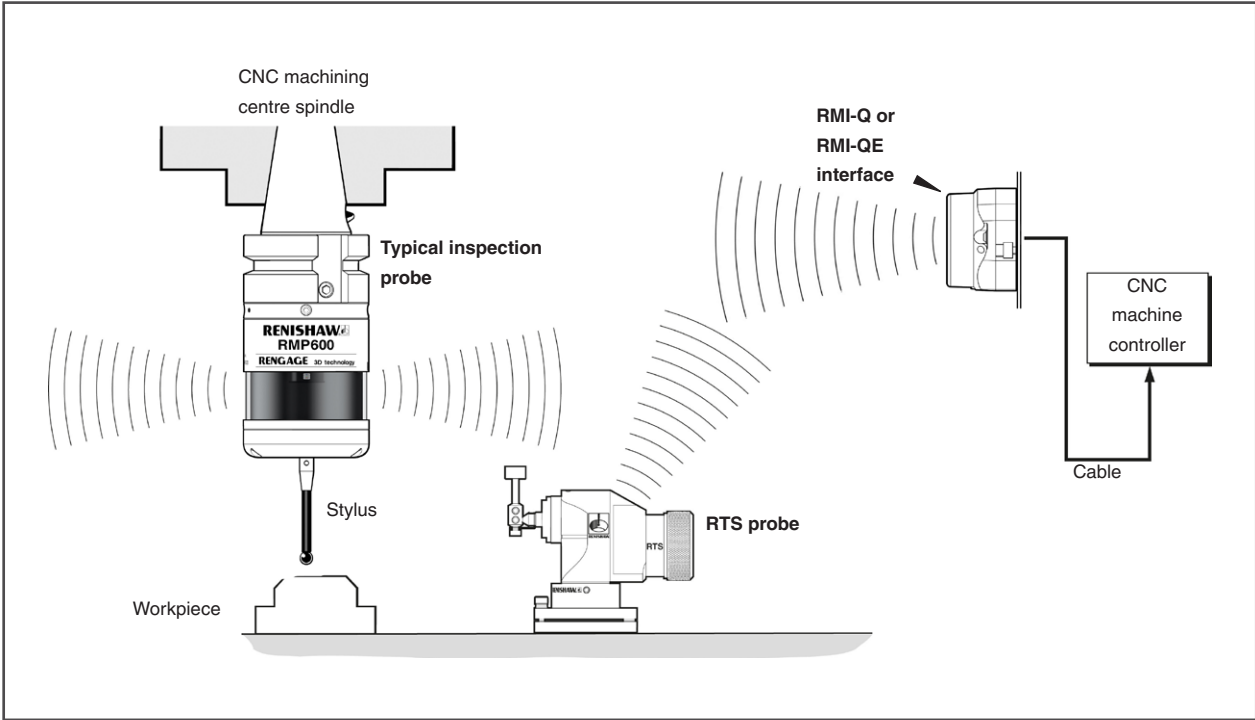
³ These are the factory settings; manual adjustment is not possible.

For further information and the best possible application and performance support, contact Renishaw or visit www.renishaw.com/rts

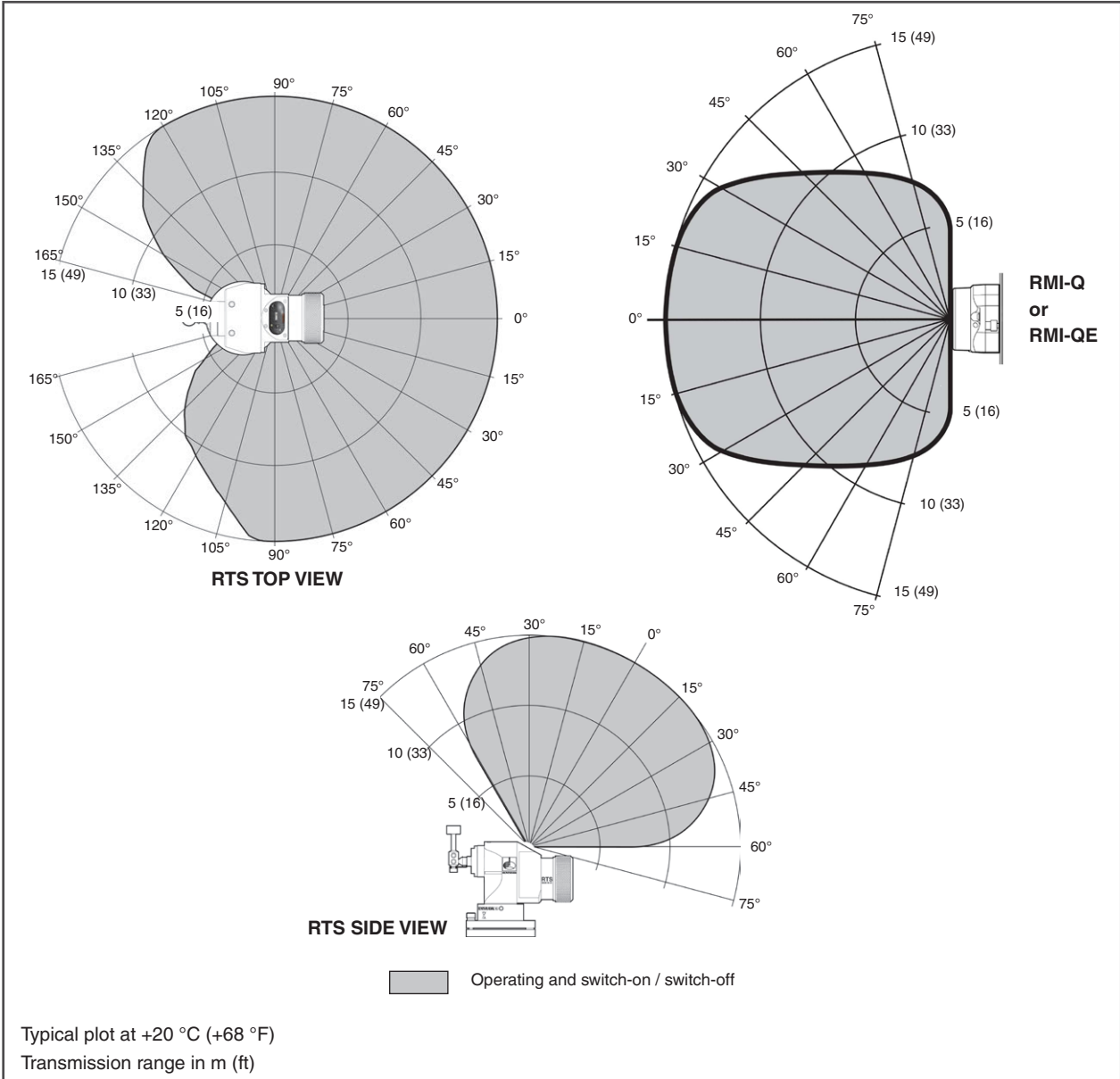
RTS dimensions



Installing the RTS with a RMI-Q or RMI-QE





RTS performance envelope



Spare parts and accessories

A full range of spare parts and accessories is available. Contact Renishaw for a full list.

www.renishaw.com/rts 

+44 (0) 1453 524524  uk@renishaw.com

© 2022 Renishaw plc. All rights reserved. This document may not be copied or reproduced in whole or in part, or transferred to any other media or language by any means, without the prior written permission of Renishaw.

RENISHAW® and the probe symbol are registered trade marks of Renishaw plc. Renishaw product names, designations and the mark 'apply innovation' are trade marks of Renishaw plc or its subsidiaries. Other brand, product or company names are trade marks of their respective owners.

WHILE CONSIDERABLE EFFORT WAS MADE TO VERIFY THE ACCURACY OF THIS DOCUMENT AT PUBLICATION, ALL WARRANTIES, CONDITIONS, REPRESENTATIONS AND LIABILITY, HOWSOEVER ARISING, ARE EXCLUDED TO THE EXTENT PERMITTED BY LAW. RENISHAW RESERVES THE RIGHT TO MAKE CHANGES TO THIS DOCUMENT AND TO THE EQUIPMENT, AND/OR SOFTWARE AND THE SPECIFICATION DESCRIBED HEREIN WITHOUT OBLIGATION TO PROVIDE NOTICE OF SUCH CHANGES.

Renishaw plc. Registered in England and Wales. Company no: 1106260. Registered office: New Mills, Wotton-under-Edge, Glos, GL12 8JR, UK.

Part no.: H-6589-8200-01-A
 Issued: 05.2022