

# RKLA30-S absolute linear scale



**RKLA30-S is a robust, 6 mm wide stainless steel encoder tape scale with a thickness of 0.15 mm. This allows the scale, when rigidly fixed to a machine axis, to become ‘mastered’ to the machine substrate, matching its thermal expansion coefficient and behaviour. Differential movement between the scale and the machine is thus minimised, improving the metrological performance that can be achieved with simple thermal system compensation.**

Designed for applications that demand high accuracy and absolute positioning, RKLA30-S is read by Renishaw’s RESOLUTE™ absolute readhead, which offers resolutions down to 1 nm, 100 m/s maximum speed, ultra low Sub-Divisional Error (SDE) and jitter, resulting in a linear encoder system that outperforms any other encoder in its class.

RKLA30-S tape scale also combines  $\pm 5 \mu\text{m/m}$  accuracy with the mechanical and chemical ruggedness of stainless steel, easy coiling and cut-to-length convenience.

RKLA30-S is installed onto the axis substrate by a self-adhesive backing tape and a simple application tool makes this a quick, straightforward and inexpensive process. The scale ends are rigidly fixed to the axis substrate by means of epoxy fastened end clamps, eliminating the need to drill holes.

- Mastered scale matches the coefficient of thermal expansion of the substrate
- High accuracy ( $\pm 5 \mu\text{m/m}$ ) absolute scale. Further improvement possible with error correction.
- Narrow 6 mm wide scale suitable for confined spaces
- Suitable for partial arc applications
- ‘Cut-to-length’ convenience
- Lengths up to 21 m
- High solvent immunity
- Compatible with RESOLUTE absolute readheads

## RKLA30-S scale specifications

<b>Description</b>	Hardened and tempered narrow stainless steel tape scale with self-adhesive backing tape for use with RESOLUTE readheads	
<b>Pitch</b>	30 µm	
<b>Form (height x width)</b>	0.15 mm x 6 mm (including adhesive)	
<b>Accuracy (at 20 °C)</b>	±5 µm/m	
<b>Coefficient of thermal expansion (at 20 °C)</b>	Matches that of the substrate material when the scale ends are fixed by epoxy mounted end clamps	
<b>Temperature</b>	Storage	-20 °C to +80 °C
	Operating	0 °C to +70 °C
	Installation <sup>1</sup>	+10 °C to +35 °C
<b>Humidity</b>	95% relative humidity (non-condensing) to IEC 60068-2-78	
<b>Shock</b>	Operating	500 m/s <sup>2</sup> , 11 ms, ½ sine, 3 axes
<b>Vibration</b>	Operating	300 m/s <sup>2</sup> maximum @ 55 to 2000 Hz, 3 axes
<b>Mass</b>	4.6 g/m	
<b>Available lengths</b>	20 mm to 21 m (available in increments of 10 mm)	
<b>Measuring length</b>	See 'RKLA30-S installation drawing' on page 4	
<b>End fixing</b>	Epoxy mounted end clamps <sup>2</sup>	

For further information on linear RKLA30-S installation, refer to the *RESOLUTE RKLA30-S absolute linear encoder system* installation guide (Renishaw part no. M-9553-9400). For information on partial arc applications refer to *RKL scale for partial arc applications* data sheet (Renishaw part no. L-9517-9897). Both of these documents are available from the website at [www.renishaw.com/resolutedownloads](http://www.renishaw.com/resolutedownloads).

<sup>1</sup> To limit maximum tension in the scale  $(CTE_{\text{substrate}} - CTE_{\text{scale}}) \times (T_{\text{use extreme}} - T_{\text{install}}) \leq 550 \mu\text{m/m}$  where  $CTE_{\text{scale}} = \sim 10.1 \mu\text{m/m/}^\circ\text{C}$ .

<sup>2</sup> Scale end movement typically < 1 µm up to +40 °C

## Maximum scale lengths

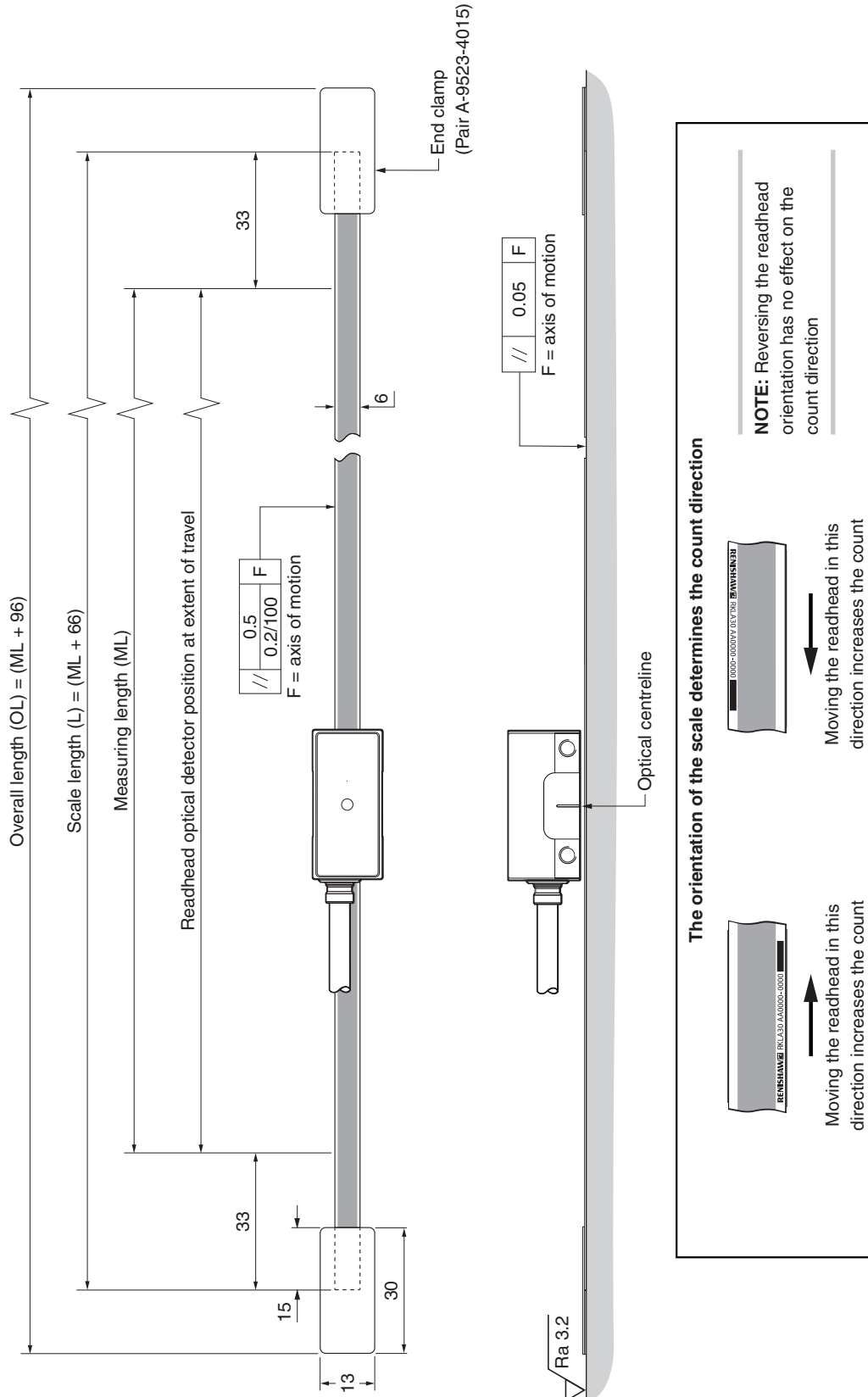
The maximum scale length depends upon the serial interface, readhead resolution and the number of position bits.

The table below shows the maximum scale length for each system:

Serial interfaces	Position bits	Resolution			
		1 nm	5 nm	50 nm	100 nm
BiSS-C (uni-directional)	26 bit	67 mm	336 mm	3.355 m	-
	32 bit	4.295 m	21 m	21 m	-
	36 bit	21 m	21 m	21 m	-
FANUC	37 bit	21 m	-	21 m	-
Mitsubishi	40 bit	2.1 m	-	21 m	-
Panasonic	48 bit	21 m	-	21 m	21 m
Siemens DRIVE-CLiQ	28 bit	-	-	13.42 m	-
	34 bit	17.18 m	-	-	-
Yaskawa	36 bit	1.8 m	-	21 m	-

# RKLA30-S installation drawing

Dimensions and tolerances in mm










For further information on installation, refer to the *RESOLUTE RKLA30-S absolute linear encoder system installation guide* (Renishaw part no. M-9553-9400), which is available from the website at [www.renishaw.com/resolutedownloads](http://www.renishaw.com/resolutedownloads).

## Scale part numbers

Part number	Available lengths	Available in increments of	Ordering instructions
A-6667-xxxx	20 mm to 21 m	10 mm	xxxx is the length in cm. Ordering A-6667-0045 for example will result in a length of 450 mm.


## Scale accessory part numbers

Part description	Part numbers	Product image
<p><b>Guillotine</b> For cutting RKLA30-S scale</p>	A-9589-0071	
<p><b>Shears</b> For cutting RKLA30-S scale</p>	A-9589-0133	
<p><b>RKLA30-S side mount scale applicator</b> For easy installation of the RKLA30-S scale</p>	A-6547-1918	
<p><b>RGC-F</b> <b>End clamp kit - epoxy mounted (standard 13 mm wide)</b> The RGC-F end clamps master the RKLA30-S scale to the substrate material to match its thermal expansion.</p>	A-9523-4015	
<p><b>End clamp kit, epoxy mounted, narrow (6 mm wide)</b> The end clamps master the RKLA30-S scale to the substrate material to match its thermal expansion.</p>	A-9523-4027	
<p><b>RGG-2 (2 part epoxy)</b> The RGG-2 epoxy is recommended for the mounting of end clamps.</p>	A-9531-0342	
<p><b>0.8 mm blue setting shim <sup>1</sup></b> Used for setting the correct distance (rideheight) between the readhead and the RKLA30-S scale.</p>	M-9517-0122	

<sup>1</sup> The shim is supplied with the readhead.

## Compatible products

### RKLA30-S




RESOLUTE standard readheads

[www.renishaw.com/contact](http://www.renishaw.com/contact)



#renishaw

+44 (0) 1453 524524

 [uk@renishaw.com](mailto:uk@renishaw.com)

© 2020–2024 Renishaw plc. All rights reserved. This document may not be copied or reproduced in whole or in part, or transferred to any other media or language by any means, without the prior written permission of Renishaw.

RENISHAW® and the probe symbol are registered trade marks of Renishaw plc. Renishaw product names, designations and the mark 'apply innovation' are trade marks of Renishaw plc or its subsidiaries. BiSS® is a registered trade mark of iC-Haus GmbH. DRIVE-CLIQ is a registered trademark of Siemens. Other brand, product or company names are trade marks of their respective owners.

WHILE CONSIDERABLE EFFORT WAS MADE TO VERIFY THE ACCURACY OF THIS DOCUMENT AT PUBLICATION, ALL WARRANTIES, CONDITIONS, REPRESENTATIONS AND LIABILITY, HOWSOEVER ARISING, ARE EXCLUDED TO THE EXTENT PERMITTED BY LAW. RENISHAW RESERVES THE RIGHT TO MAKE CHANGES TO THIS DOCUMENT AND TO THE EQUIPMENT, AND/OR SOFTWARE AND THE SPECIFICATION DESCRIBED HEREIN WITHOUT OBLIGATION TO PROVIDE NOTICE OF SUCH CHANGES.

Renishaw plc. Registered in England and Wales. Company no: 1106260. Registered office: New Mills, Wotton-under-Edge, Glos, GL12 8JR, UK.

Part no.: L-9517-9918-02-A

Issued: 05.2024