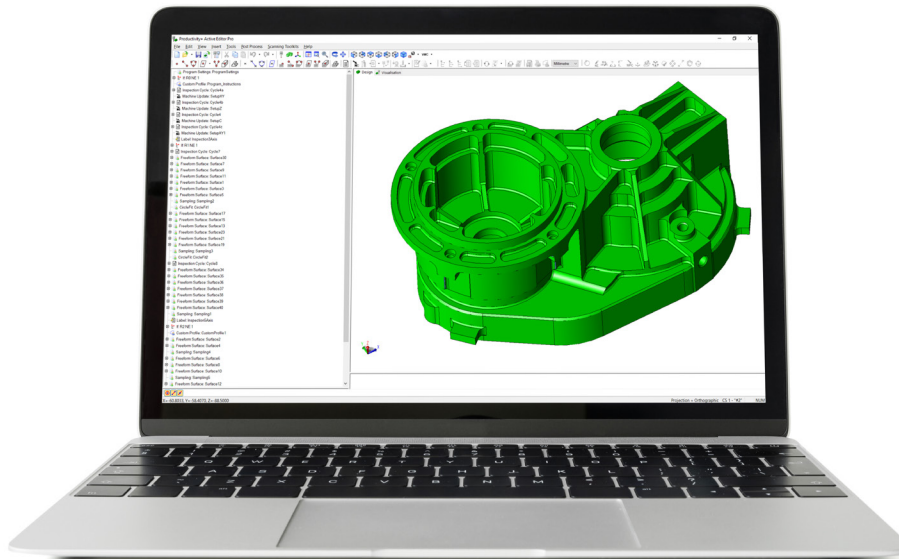


Productivity+™ Active Editor Pro

Productivity+™ Active Editor Pro is a PC-based software solution which provides an easy-to-use platform for integrating measurement capability and advanced, intelligent process control functionality across the key stages of machining programs, encompassing predictive process setting, active in-process control and informative reporting.

Active Editor Pro is compatible with the full range of Renishaw touch-trigger probes for machine tools, as well as the OSP60 on-machine scanning probe.



Features and benefits

- Program using component solid models (or manually where no model exists)
- Create constructed elements from previously inspected component geometry
- In-process control, intelligent decision making and adaptive programming
- Incorporate probe qualification and tool setting routines
- Part setting, feature verification and post process reporting
- Probe cycle visualisation, including crash detection
- Support for a wide range of machine tool controller platforms

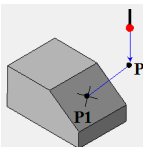

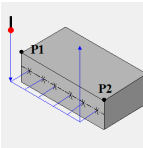
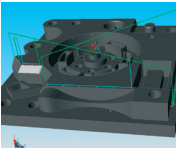
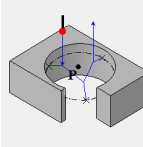
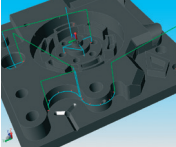
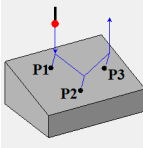
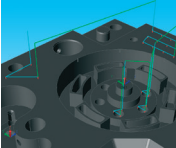
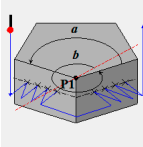
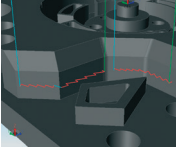
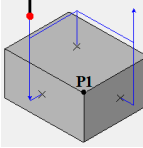
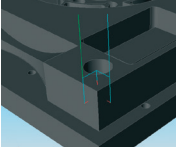
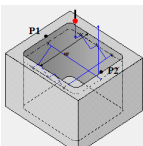
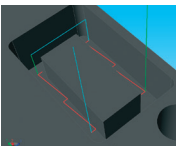
Part and solid model supplied by KMWE Group, the Netherlands.

Productivity+™ Active Editor Pro provides users with a simple-to-use, CAD/CAM-style programming environment. In-cycle measurement, inspection routines, logic and updates can be incorporated easily into existing machining code: no G-code programming experience is required.

Simply import a component solid model (a corresponding CAD importer is required) and select the required feature geometry to generate a probe toolpath. Manual programming options are available where no solid model exists.

Measurements, logic, and updates may be added to existing CNC machining code and then post processed to generate a single, comprehensive NC program containing part setting, metal cutting, component inspection and reporting operations.

Active Editor Pro supports measurement of the following feature types:

<p>Point: use to add surface point features to an inspection cycle in a single axis or at any vector angle.</p> <p>Inspect free-form surfaces by creating an inspection cycle comprising multiple individual points.</p>		
<p>Line: use to create a series of parallel points across a uniform surface.</p> <p>Probing location and direction are automatically determined based on the model face and edge highlighted during selection.</p>		
<p>Circle: use to create probe cycles to inspect bore, boss and circle features.</p> <p>Productivity+ Active Editor Pro automatically detects whether selected features are a bore, boss or arc.</p>		
<p>Plane: use one of the available plane types (3-point, rectangular or radial) to inspect a uniform plane.</p> <p>The number of points required to select the plane, and the editable feature characteristics are dependent on the plane type selected.</p>		
<p>2D corner: use to select and inspect two faces that form a non right-angle corner.</p> <p>Productivity+ Active Editor Pro automatically detects whether the selected faces form an 'internal' or 'external' corner based on the angle between them.</p>		
<p>3D corner: use to select and inspect three faces that form a right-angle corner.</p> <p>Selections can be made from XY, XZ, or YZ planes with the orientation of the initially selected face determining subsequent selections.</p>		
<p>Web/pocket: use to select and inspect raised or recessed features that have parallel edges.</p> <p>After initial face and edge selection, Productivity+ Active Editor Pro automatically determines whether the feature is a web or a pocket, and only valid subsequent selections are highlighted when the mouse is moved across the model.</p>		

Optional reporting software

Reporter is an on-machine app designed to display measurement data and production trends in a quick and easy way. View live and historical measurement results from scanning routines. The app is installed onto a Windows®-based CNC controller or a Windows tablet connected to the controller via Ethernet.

The Reporter Data Export option allows measurement data collected by the Reporter app to be exported to a .csv format file. Exported data can be stored for traceability, or imported into third-party quality analysis software, providing valuable insights into machining processes.

Software part numbers and descriptions		
Productivity+ Active Editor Pro		A-4007-1400
Productivity+ Active Editor Pro 90-day trial		A-4007-8999
Productivity+ Active Editor Pro SPRINT™ option		CS-SOF-SW-02-2015
Post processors		
Fanuc Macro B post processor		A-4007-5100
Haas post processor		A-4007-5200
Makino post processor		A-4007-5400
Mazak ISO post processor		A-4007-5500
Mitsubishi Meldas post processor		A-4007-5600
Brother 32B post processor		A-4007-5900
Heidenhain i530 post processor		A-4007-6000
Okuma OSP200 post processor		A-4007-6300
Mori Seiki post processor		A-4007-6600
Siemens 810D and 840D post processor		A-4007-6700
Heidenhain 426/430 post processor		A-4007-6900
Productivity+ Active Editor Pro CAD importers		
Creo Elements/Pro (Pro/ENGINEER)		CS-SOF-SW-02-0007
CATIA		CS-SOF-SW-02-0008
NX (Unigraphics)		CS-SOF-SW-02-0009
ACIS		CS-SOF-SW-02-0010
SolidWorks		CS-SOF-SW-02-0011
AutoDesk		CS-SOF-SW-02-0012
3 or more CAD importers		CS-SOF-SW-02-0005
Other		
Supported languages		English, Chinese (simplified), Chinese (traditional), Czech, French, German, Italian, Japanese, Korean, Spanish.
Optional reporting software		
Reporter	Fanuc	A-5999-4200
	Mazak	A-5999-4300
	Mitsubishi	A-5999-4500
	Okuma	A-5999-4400
	Siemens	A-5999-4700
Reporter Data Export option		CS-SOF-SW-02-REPR

Recommendations

Recommended probing systems

Renishaw recommend the use of non-lobing touch-trigger probes such as the OMP400 or RMP600 for the best metrology performance. Use of Renishaw touch-trigger probes that do not contain strain-gauge technology will result in decreased performance.

Use of the OSP60 on-machine scanning probe with SPRINT™ technology is also supported.

Renishaw does not support the use of non-Renishaw probes with this software.

Recommended PC specification

Recommended PC specification	
Operating system	Microsoft® Windows® 10 (64-bit) or later
Processor	Intel Core i3 (6th Generation Skylake or later) NOTE: Active Editor Pro is not compatible with ARM-based CPUs.
Memory	8 GB RAM, 256 GB hard disk space
Graphics card	NVIDIA GTX 1650 (or better)
Other	USB drive for software installation

In general we recommend a 'CAD ready' PC – one that is specified as capable of running CAD/CAM software.

For larger CAD files, a faster processor, more RAM and a more powerful graphics cards will provide better performance.

www.renishaw.com/contact



#renishaw

+44 (0) 1453 524524

 uk@renishaw.com

© 2023–2025 Renishaw plc. All rights reserved. This document may not be copied or reproduced in whole or in part, or transferred to any other media or language by any means, without the prior written permission of Renishaw.

RENISHAW® and the probe symbol are registered trade marks of Renishaw plc. Renishaw product names, designations and the mark 'apply innovation' are trade marks of Renishaw plc or its subsidiaries. Other brand, product or company names are trade marks of their respective owners.

WHILE CONSIDERABLE EFFORT WAS MADE TO VERIFY THE ACCURACY OF THIS DOCUMENT AT PUBLICATION, ALL WARRANTIES, CONDITIONS, REPRESENTATIONS AND LIABILITY, HOWSOEVER ARISING, ARE EXCLUDED TO THE EXTENT PERMITTED BY LAW. RENISHAW RESERVES THE RIGHT TO MAKE CHANGES TO THIS DOCUMENT AND TO THE EQUIPMENT, AND/OR SOFTWARE AND THE SPECIFICATION DESCRIBED HEREIN WITHOUT OBLIGATION TO PROVIDE NOTICE OF SUCH CHANGES.

Renishaw plc. Registered in England and Wales. Company no: 1106260. Registered office: New Mills, Wotton-under-Edge, Glos, GL12 8JR, UK.

Part no.: H-4007-8220-03-A

Issued: 02.2025