


# M4 vision clamping kit with component set A


Renishaw vision fixture kits consist of the following:



Comprehensive set of components



Quick load corner (QLC)\*




Acrylic base plate


## Kit choices

Part number	Set	Base plate size	Plate type	Number of windows
R-QLC-PV1-A-4	A	13 mm × 150 mm × 150 mm	Multi-hole	1
R-QLC-PV2-A-4	A	13 mm × 200 mm × 200 mm		1
R-QLC-PV3-A-4	A	13 mm × 250 mm × 150 mm		1
R-QLC-PV4-A-4	A	13 mm × 250 mm × 250 mm		1
R-QLC-PVW1-A-4	A	13 mm × 200 mm × 200 mm	Multi-window	5
R-QLC-PVW2-A-4	A	13 mm × 250 mm × 150 mm		3
R-QLC-PVW3-A-4	A	13 mm × 250 mm × 250 mm		5
R-QLC-PVW4-A-4	A	13 mm × 400 mm × 400 mm		7

## Plate choices




Example of a multi-hole vision plate  
R-PV-13200200-10-4



Example of a multi-window vision plate  
R-PV-W-13200200

\* Bespoke QLCs are available for most vision and multi-sensor machine stages.



## Component set A (R-FSV-A-4) 48 M4 components

Part number	Description	Quantity
R-S-610-4	Ø6 mm × 10 mm standoff	3
R-S-625-4	Ø6 mm × 25 mm standoff	3
R-S-95-4	Ø9 mm × 5 mm standoff	3
R-S-910-4	Ø9 mm × 10 mm standoff	3
R-S-920-4	Ø9 mm × 20 mm standoff	3
R-S-925-4	Ø9 mm × 25 mm standoff	3
R-S-1210-4	Ø12 mm × 10 mm standoff	3
R-S-1225-4	Ø12 mm × 25 mm standoff	3
R-SP-610-4	Ø6 mm × 10 mm pin standoff	2
R-SP-910-4	Ø9 mm × 10 mm pin standoff	2
R-CTT-40-25-4	40 mm tension clamp with coated soft tip and 25 mm post	2
R-CWT-25-25-4	25 mm tension clamp with coated soft tip and 25 mm post	2
R-CWT-50-50-4	50 mm tension clamp with coated soft tip and 50 mm post	2
R-CP-4	Pusher clamp	1
R-CVM-B-4	Micro-clamp vice with base	1
R-CSPS-1210-4	Spring pusher standoff clamp	1
R-RPA-4	Aluminium resting pin	4
R-VC-5050-4	50 mm × 50 mm corner viewer	1
R-AJ-9-4	Ø9 mm adjustable jackstand	1
R-AS-30-4	30 mm long adjustable slide	1
R-ASA-45-4	45 mm long adjustable acrylic slide base	1
R-TB-1619-4	Tower block with base 16 mm <sup>2</sup> × 19 mm	1
R-TC-300190-4	300 mm × 190 mm × 25 mm component tray	1
R-BC10	50 mm × 200 mm × 150 mm compartment box (not shown)	1

For worldwide contact details, visit [www.renishaw.com/contact](http://www.renishaw.com/contact)

RENISHAW HAS MADE CONSIDERABLE EFFORTS TO ENSURE THE CONTENT OF THIS DOCUMENT IS CORRECT AT THE DATE OF PUBLICATION BUT MAKES NO WARRANTIES OR REPRESENTATIONS REGARDING THE CONTENT. RENISHAW EXCLUDES LIABILITY, HOWSOEVER ARISING, FOR ANY INACCURACIES IN THIS DOCUMENT.

© 2017–2020 Renishaw plc. All rights reserved.

Renishaw reserves the right to change specifications without notice.

RENISHAW and the probe symbol used in the RENISHAW logo are registered trade marks of Renishaw plc in the United Kingdom and other countries. apply innovation and names and designations of other Renishaw products and technologies are trade marks of Renishaw plc or its subsidiaries. All other brand names and product names used in this document are trade names, trade marks or registered trade marks of their respective owners.



H - 1000 - 0133 - 01

Part no.: H-1000-0133-01-B

Issued: 09.2020